

**POWERBOSS
INDUSTRIAL
Product Guide**

PowerBoss®
The Power of Clean



→ **Engineered to exceed the demands of the industrial customer**

→ **Industry leading productivity and "best in class" performance solutions**

→ **Superior reliability and industry leading warranties**



Nautilus Scrubber Sweeper


Cleaning Path 45 in / 1,143 mm
With Scrubbing Side Brush 60 in / 1,524 mm
With Sweeping Side Brush 62 in / 1,574.8 mm

Tanks

Solution Tank 105 gals / 397.4 L
Recovery Tank 105 gals / 397.4 L
Demisting Chamber 17 gal / 64.3 L

Propelling System

Kubota – Gas, LPG and Diesel



Nautilus HD Scrubber Sweeper

Cleaning Path 45 in / 1,143 mm
With Scrubbing Side Brush 60 in / 1,524 mm
With Sweeping Side Brush 62 in / 1,574.8 mm

Tanks

Solution Tank 90 gals / 340.6 L
Recovery Tank 90 gals / 340.6 L
Demisting Chamber 15 gals / 56.7 L

Debris Hopper

Volume Capacity 3.89 cu ft. / 29 gals
Dump Height (variable to) 60 in / 1,524 mm

Propelling System

Kubota – Gas, LPG and Diesel



Nautilus E Scrubber Sweeper

Scrubbing Path (main scrub deck) 45 in / 1,143 mm
With Scrubbing Side Brush 55.5 in / 1,409.7 mm

Tanks

Solution Tank 90 gals / 341 L
Recovery Tank 90 gals
Demisting Chamber 14 gals

Battery Selections

Standard Battery 750 AH C6
Optional Battery (opp. charge capable) 840 AH C6
Optional Battery 600AH LI



ARMADILLO SERIES

Sweepers



Armadillo 6X Industrial Sweeper

Single Side Brush/Dual Side Brush **53 / 63 in**
Main Brush Length (tubular) **36 in**
Side Broom Diameter (disk) **24 in**

Debris Hopper

Hopper Volume Capacity **10 cu ft / 74 gals**
Hopper Weight Capacity (low-dump/high-dump) **650 lbs.**
Variable Hopper Dump Height (high dump) **60 in**

Dust Control

Panel Filter Dust filtration (to) **1 Micron @ 99% efficiency**
Optional HEPA Filter Dust Filtration (to) **0.3 Microns @ 99.97% efficiency**

Propelling System

Kubota Diesel and LPG



Armadillo 9X Industrial Sweeper

Single Side Brush/Dual **64 in / 80 in**
Main Sweeping Broom Length **48 in**
Side Broom Diameter **26 in**

Debris Hopper

Hopper Size **22 ft Hopper**
Debris Weight Capacity **1,500 lbs.**

Dust Control

Panel Filter Dust Filtration (to) **1 Micron @ 99% efficiency**
Optional HEPA Filter Dust Filtration (to) **0.3 Microns @ 99.97% efficiency**

Propelling System

Kubota – Gas, LPG and Diesel



Armadillo 10X Industrial Sweeper

Cleaning Path

Single Side Brush/Dual **72 in / 84 in**
Main Sweeping Broom Length **56 in**
Side Broom Diameter **26 in**

Debris Hopper

Hopper Size Capacity **30 Cu ft**
Hopper Weight Capacity **2,000 lbs.**
Maximum Hopper Height **64 in**

Dust Control

Panel Filter Dust Filtration (to) **1 Micron @ 99% efficiency**
Optional HEPA Filter Dust Filtration (to) **0.3 Microns @ 99.97% efficiency**

Propelling System

Kubota – Gas, LPG and Turbo Diesel



APEX

Rider Sweepers



Battery
Operated

PowerBoss®
The Power of Clean



Apex 47 Industrial Sweeper

Sweep Path
With Side Broom 40 in
With Dual Brooms 47 in

Dump/Hopper
Multi-Level Dump Clearance 60 in
Low Dump Hopper Volume 2.1 cu ft. / 15.7 gals
High Dump Hopper Volume 2.1 cu ft./ 15.7 gals

Battery
Standard Battery 24V, 240AH and off-board charger
Upgrade Battery 24V, 315 AH and off-board charge



Apex 58 Industrial Sweeper

Sweep Path
With Side Broom 45 in
With Dual Brooms 58 in

Dump/Hopper
Multi-Level Dump Clearance 60 in
High Dump Debris Hopper Volume 4.5 cu ft. / 34 gals

Battery
Standard Battery 24V, 240 AH and off-board charger
Upgrade Battery 24V, 315AH and off-board charger




Sweepmaster 1500RH Industrial Sweeper

Sweep Path 50 in
Sweep Path with Side Broom 64 in

Dump/Hopper
Variable Dump Height 60 in
Debris Hopper Volume 8.8 cu ft. / 66 gals

Battery
Standard Battery 36V, 395AH and off-board charger
Upgrade Options AGM, Lithium



SCRUBMASTER

Rider Scrubbers



Battery
Operated

PowerBoss[®]
The Power of Clean



B120 Rider Scrubber

Scrubbing Path
Disc 30 in / 35 in
Cylindrical 28 in / 33 in

Tanks
Solution Tank 32 gals
Recovery Tank 32 gals

Battery
Standard 24V, 315AH
Optional AGM 24V, 312AH
Off-Board Charger



B175 Rider Scrubber

Scrubbing Path
Cylindrical Path 33 in
Sweep Path 50 in
Disc 42 in

Tanks
Solution Tank 46 gals
Recovery Tank 46 gals

Battery
Standard 36V, 315AH
Optional AGM 36V, 312AH
Off-Board Charger




B260R Rider Scrubber

Scrubbing Path
Cylindrical 42 in
Sweeping Path 50 in
Disc 48 in

Tanks
Solution Tank 68 gals
Recovery Tank 68 gals

Battery
Standard 36V, 395AH
Optional AGM 36V, 390AH
Off-Board Charger



INDUSTRIAL SWEEPERS

Sweeper Scrubber

PowerBoss®
The Power of Clean

 Battery Operated



B400RH Sweeper-Scrubber

Sweeping Path

With Dual Side Brooms 60 in
Scrubbing Path 48 in

Tanks

Solution Tank 106 gals
Recovery Tank 106 gals

Dump/Hopper

Dirt Hopper Volume 5.34 ft
Maximum Dirt Weight 330 lbs.
Hopper Height Variable 65 in

Battery

Monoblock Battery & Charger 810Ah
Nominal Voltage 36 Volts



Atlas Industrial Sweeper

Cleaning Path

Single Side Broom 64 in / 80 in
Main Brush Length 48 in
Side Broom Diameter 26 in

Dump/Hopper

Hopper Volume Capacity 16 cu ft
Hopper Weight Capacity 1,200 lbs.
Maximum Hopper Dump Height 60 in

Propelling System

Kubota - Gas, LPG and Diesel



Collector 34 Walk-Behind Sweeper

Sweeping Path

With Side Brush Sweeping 34.25 in

Hopper

Hopper Capacity 1.77 cu ft / 13.2 gals

Battery

Standard Battery 24V, 115 AH AGM
Onboard Charger



PHOENIX SERIES

Walk-Behind Scrubbers



Battery
Operated

PowerBoss®
The Power of Clean



Phoenix 20

Walk-Behind Scrubber

Cleaning Path

Disc 20 in
Cylindrical 20 in

Tanks

Solution Tanks 12-gals
Recovery Tanks 13-gals

Standard Battery

Non-Transport Drive 24V, 105 AH
Transport Drive 24V, 155 AH
Optional 24V, 102 AH AGM
Onboard Charger



Phoenix 24/26

Walk-Behind Scrubber

Cleaning Path

Disc 26 in
Cylindrical 24 in

Tanks

Solution 19-gals
Recovery 19.5-gals
*Phoenix Eco 26 = 12-gals capacity

Standard Battery

Standard Battery 24V, 240 AH
Optional 24V, 220 AH AGM
Onboard Charger



Phoenix 28/30/33

Walk-Behind Scrubber

Cleaning Path

Disc 30 or 33 in
Cylindrical 28 in

Tanks

Solution 30-gals
Recovery 30-gals
*Phoenix Eco 30 version = 19-gals capacity

Standard Battery

Standard Battery 24V, 240 AH
Optional 24V, 220 AH AGM
Onboard Charger



The Exclusive North America PowerBoss Dealer Network offers sales and service across all the USA and Canada.



PowerBoss is a world class manufacturer of industrial cleaning equipment.

Our products are engineered to perform in some of the most critical environments. Our offering includes: walk-behind, mid-sized, and large rider sweepers and scrubbers. We offer a range of proprietary features including: all-steel construction, stainless steel scrub decks, weatherproof engineering, best in class engines, innovative battery powered solutions, onboard hot water generation, and an industry leading warranty. Headquartered in Pingree Grove, IL we are proud to be a USA manufacturer.


Sales, Parts, and Service

The Exclusive North America PowerBoss Dealer Network offers sales and service across all the USA and Canada. Our network of industry experts can provide: onsite surveys, demonstrations, delivery and operational training. Our Exclusive Dealer Service Network includes over 1,000 expert technicians that can efficiently and efficiently diagnose needed repairs ranging from general breakdowns to onsite planned maintenance.

Equipment Innovations and Highlights



Clean with Hot Water TGT (Thermal Green Technology) offers the industry's only on-board hot water generation. This feature increases the ambient water within a scrubber to achieve an increase of 70+ degrees while scrubbing. This allows most customers to effectively cut through grease and oils without the need for harsh chemicals. Available on the Nautilus LD and HD.



Scrub Longer without Refilling Aqua-Stop Reduce your water consumption by up to 50% and scrub longer on a single tank than conventional scrubbers. Our revolutionary brush technology retains scrubbing solution and creates more surface cleaning contact than any other disc scrubber in the industry.



Sweep Longer Without Emptying RTR (Rotary, Trash, Relocator) allows operators to effectively relocate debris while sweeping and gain additional sweeping capacity than conventional clam shell sweepers. RTR allows for more time sweeping and less time emptying. Available on all Armadillo Series Sweepers.



Reduce Maintenance Costs PowerSwing allows service technicians to rotate the engine by 180 degrees resulting in better engine maintenance and more thorough service calls.